

JAHRESBERICHT BERLIN GLAS EV 2023



INHALT:

- Youth: Kiez Mobil, Kids Blow Glas
- Multaka Workshops
- ISGNE
- University Classes
- Public Classes
- Residencies
- Public Events & Exhibitions
- Supporters
- Appendix I: Colouring Books
- Appendix II: Jeanno Gaussi Report

YOUTH

We were thrilled to welcome Charlotte Colgate back to the team assisting me in fundraising for the Kiez Mobil and Kids Blow Glas. We were also very happy to welcome new members to the teaching team. We generally ask our interns to participate in Kiez Mobil workshops as it's a good way to get to know our community engagement. This year, we recruited two new people specifically for the programme: Maylis du Bot and Derek di Fabio.

The year started off slowly with only two workshops in January. This is not unusual, as we need the first few months of the year for fundraising. Charlotte was able to apply for a few grants, which were unfortunately not successful. This needs to be rethought / thought through in a better way, as I start to see patterns of recycling old texts for new ideas. In the forthcoming year, we will create a chart with all of the ideas mapped out and then pair them to the appropriate grant.

We built a new cart! In September 2022, the QM Lette Platz awarded us 1300€ to construct a new cart for the Kiez Mobil. A local architect and friend of the studio named José Contraras designed and built it for us. Jorg Hugo, head of the CnC workshop at the Art Academy in Weissensee rendered our new logo and on the sides, paw-prints from our cats and Chappa, Francesco Langer's dog! The cart was completed in April 2023 and had it's first outing on the 9th of May.

By the start of April, we began to have many requests for both Kiez Mobil and Kids Blow Glas workshops. And with the second cart, we were able to grow from 4 to 6 workshops a month. It is clear that through *word of mouth* had allowed us to expand our reach not only to Lichtenberg but in Neukolln, as well. We established two new project partners: Navitas Home (Lichtenberg) and GU Columbiadamm (Tempelhof). In June we got accepted to be part of 48 Hours NeuKolln.

Charlotte Colgate left the team in September 2023, handing over the role of Youth Coordinator to Maylis du Bot. And as much as we missed having Charlotte on the team, we are very happy to have Maylis! She is enthusiastic and has practical experience with the material. She will start to volunteer once a week in the studio in exchange for private lessons with Rudy Faulkner. She did an excellent job scheduling and by December, we tallied 500 kids, more than double from the previous year!

	Place	Theme	Nr. of Kids
January			
17.01.23	Karl-Weise-Schule		12

19.01.23	Karl-Weise-Schule		12
February			
March			
03.- 04.03.2023	Multaka		10
April			
13.04.23	Dünja		9
18 & 19.04.23	Studio		8
27.04.23	Girls'Day	Jewelry	9
May			
09.05.23	Navitas Home	Kiez Mobil	10
13.05.23	Studio		20
19.- 20.05.2023	Multaka		
June			
15.06.23	Hunsrück Grundschule	Kiez Mobil	10
22.06.23	Hunsrück Grundschule	Kiez Mobil	10
24.06.23	48hrs Neukolln	Kiez Mobil+painting	20
July			
18.07.23	Dünja at the Studio	Jewelry	12
18.07.23	GU Columbiadamm	Kiez Mobil	12
20.07.23	GU Columbiadamm	Kiez Mobil	14
20.07.23	Navitas Home	Kiez Mobil	20
August			
15.08.23	Charité Hospital	Kiez Mobil	9
17.08.23	Charité Hospital	Kiez Mobil	9

17.08.23	Studio	Glassblowing	10
22.08.23	Studio	Glassblowing	6
24.08.23	Studio	Glassblowing	5
September			
07.09.23	Navitas Neukölln	Kiez Mobil	12
07.09.23	Berlin Glas Studio	Kids Blow Glas	6
19.09.23	Berlin Glas Studio	Kids Blow Glas	5
26.09.23	Berlin Glas Studio	Kids Blow Glas	5
28.09.23	GU Columbiadamm Herbst Fest	Kiez Mobil+painting	20/50 (autumn fest)
October			
06.10.23	Lette Platz Strassen Fest	Kiez Mobil+painting	20/50 (kiez fest)
November			
07.11.23	Hunsrück Grundschule	Kiez Mobil	12
07.11.23	Divan e.V.	Kids Blow Glas	5
09.11.23	Hunsrück Grundschule	Kiez Mobil	12
14.11.23	Leibniz-Gymnasium	Kids Blow Glas	3
21.11.23	Divan e.V.	Kids Blow Glas	no show
28.11.23	Leibniz-Gymnasium	Kids Blow Glas	5
December			
05.12.23	Leibniz-Gymnasium	Kids Blow Glas	4
08.12.23	Architect company party for fusing	Holiday Party	12
13.12.23	Studio (german marshall fund org)	Holiday Party	21
14.12.23	Navitas Pankow Nord	Christmas Kiez Mobil	8

An update on Die Zukunft gestalten, the new programme we hoped to launch in 2024, did not receive any funding yet and so we will change the programme to adapt it to Kids Blow Glas and start slowly.

In September, the QM Lette Platz awarded us 1500€ to print our colouring books! Maylis separated each story into individual books, which we were able to print in high volume with the funds we received. We made 1000 copies of each story (5 in total)! The first to be printed was on Glass Blowing and we distributed them during the annual Lette Kiez Strassenfest at the end of September. We are all more adept to editing something that is already printed, so with the first run, we were able to make changes that made the rest of the colouring books ideal. In December we ordered small packs of crayons and then sent each of the refugee homes we had workshops with throughout the year, 50 bundles to give to the kids.

MULTAKA

We had two Multaka workshops: Women, Life, Freedom & Message in the Material.

Women Life Freedom was centred on women in art. We began at the Pergamon Museum on the 3rd of March, where Multaka Guide Kefah Ali Deeb introduced the participants to the collections of ancient sculptures highlighting the way women have been depicted positively over the millennia. The program continued the next day at the Berlin Glas studio, where the studio team gave a hands-on fusing glass workshop with a special focus on the topic of women in art.

For the second workshop, we invited Jeff Zimmer from Edinburg to teach painting on glass. We have not had an invited artist from out of town since before the pandemic, so this workshop was particularly exciting! This time we were at the German Historical Museum on the 19th of May, and were given a tour of the temporary exhibition *Industrial Photography in Divided Germany*. The exhibition showed photographs taken for industrial enterprises in East and West Germany between 1949 and 1990, revealing ideas associated with historic visual sources, and drawing out differences and similarities between East and West in their depictions of progress.

The program continued the next day, on the 20th of May, at the Berlin Glas studio, where Jeff Zimmer taught us to paint on glass. Photography and text are an important aspect of Jeff works, and Jeff showed the participants ways of communicating messages on glass. The idea of the Multaka workshops had begun with an endeavor to introduce people to one another, especially new-comers to Berlin. However, since the pandemic, there has been less attendance by new-comers and so we shifted the theme of the tour and workshop to focus on questions of identity and how we communicate to the outside world. Within these shared aspects of our lives, we find similarities and through these friendships are forged.

The Multaka workshops are so successful in building community, we have noted that we should partner up on a long-term funding scheme. And like the Youth Programme, we will create a chart to identify which grants would make the most sense to apply to.

ISGNE

(Imagining Sustainable Glass Network Europe)

ISGNE, the collaborative program with North Lands Creative in Scotland, Ltd. Stikla Maja (Glass Point) in Latvia, and the National College of Art and Design in Dublin, Ireland that is supported by Creative Europe, is a mess. It was supposed to end in May 2023 but in November 2022, the board of directors at North Lands Creative – the lead partner – was asked to leave with a vote of no confidence. The interim director was not able to locate any of the ISGNE files to complete the final reporting and in July 2023, the company declared bankruptcy. The company was handed over to liquidators in September and since then, we have not had any word on how the project will be documented and submitted to Creative Europe for final payment of the grant. Berlin Glas is supposed to receive 12.500€

University Classes

Glassy Fridays sponsored by Bocci

The 2023 program successfully implemented the new format of allowing each student up to six weeks to prepare for their glass-blowing session. It was also clear that students from the pilot year in 2021 had given the current group a template to work with. Many had already a notion of the material and how they would like to work with it.

The 2023 group and as a result, they had more time to prepare and more consideration of how they wanted to work with glass. The sessions were more about production, rather than explorations.

When continuing with Glassy Friday, the format will not need to change!

The orientation session, as a day-long workshop, included a short introduction and demo to mould making and guiding them with best practices for achieving the most prototypes during their slot. We discovered the students are eager to learn the process and therefore, the consultations were key to the successful session.

We gave the students a cold-working demo during the orientation session; however, given that the equipment in the cold-shop needs supervision, we completed any cold-work for them.

In 2023, each student received the following instruction:

- 6-hour Orientation six weeks prior to the start of the programme
- 1-hour individual consultation one month prior to an individual's slot
- 3-hour glassblowing session
- Cold-work by the team





Outcome (effects on the students) Each student was able to create a prototype that – as they communicated – they would like to produce further in the future. Some had requests from their respective galleries! The overall feedback was very positive, without any complaint. The students were

memorized by the experience, as we make habit of asking them to assist us in the safest way possible. This allows them to get a hands-on experience and to be part of making their own work. Below are two quotes from two students:

Andreas Matthiess: The experience at Glassy Fridays was thrilling: Not only did I get to experience the magnificent rawness and harsh elegance of the process of working with glass, but I also got to experiment with ideas on a very open field. The team was completely on board and bringing their own thoughts to the process, resulting in objects that reflect very clearly the open ended process.

Max Hausmann: Participating in a glass blowing project at Berlin Glassworks was an invaluable experience. This practical insight is directly applicable to my future career in product design, I was able to get a deep understanding of the material and fabrication that I can apply in future projects.

Projected Budget Similar to the pilot year, in 2023 the Berlin Glassworks team worked in-kind, including cold-working some of the pieces during their time off. Although there were funds previously allocated for paying the team, with the raise in costs of materials and energy, we needed to use the funds for the running costs. Berlin Glassworks GmbH sponsored the human resources. For a 2024 class, we would stay within the same budget as the previous year.

- 6 hour orientation day, including materials and 3 instructors: 950€
- 3 hour glassblowing slot on the last Friday of each month: 1005€ per session x 8 months = 8040€

Total annual budget: 8990€



Confirmed external sponsors:

- Bullseye Glass Co. (flat glass) – in the event someone would like to try fusing glass
- Kugler Glass (colours)
- Bomma Glass (cullet) – they have offered -10% on any orders made by Berlin Glas e.V.
- 1- hour consultation, Friday session, and cold-work paid as salaried overtime by Berlin Glassworks GmbH

Stipend for our Mould-Making / Mould-Blowing class sponsored by the Alexander Tutsek Foundation

Since we offer opportunities for design students at the UdK, we wanted to create an opportunity for students in the sculpture department at both the UdK and Weissensee. However, because of time and space availability in the Hot-Shop, restarting our Joint University class would not be possible. I applied to the Alexander Tutsek Foundation asking for a stipend that would cover 2 places in our mould-making/ mould-blowing classes between Fall 2023 and Summer 2024. There would be 4 workshops in total, so we would receive enough money to cover the costs for 8 students. I chose our mould-making class, since it would be the process we would teach had we continued with the joint-university class.

I launched the call-out with our Instagram account and via newsletter, and as expected, we received around 25 applications in the first round. And with every pilot program, I learn what to do differently for the next time around. In this case, it was important to state that the class is meant to teach a new and exciting technique and by no means promises to produce a finished product.

Bard College of Arts Berlin

We are incredibly excited to start a long-term relationship with Bard College of Arts Berlin! On Wednesdays, we are teaching a glass class covering mould-making and mould-blowing with different techniques: classic two/ three part moulds and hot moulds. But because we are able to keep the student enrollment to 8, we discovered we could actually teach them glassblowing. Therefore, in 2024, the class will change to an Intro to

Glassmaking with both hot-glass and mould-blowing included!

Public Classes

All workshops now with the e.V. to create a cash flow. This is particularly important as we recover from the lockdown and recent energy crisis. We did not receive any grants in 2023, other than small amounts from our local neighborhood management office, so we needed to think of a quick solution. We also welcomed new members to the team who can teach the Intro class, so that we can offer it during the week and not limit it to Saturdays. We expect to earn an average 6000€/ 72.000€ a year from the classes. From that 500€ is spent on rent, 2000€ on freelance invoices, and 3000€ for bench rental and materials. Any grants we receive will, therefore, augment our existing programs.



Master Class with Burnt Asphalt July 10-14. This class received funding from the Alexander Tutsek Foundation, which enabled us to give two half and one full stipend to 3 students.

Residencies

Ann Wolff Foundation - Alexander Tutsek Foundation Residency

In 2023, Jeanno Gaussi from Afghanistan was the AWF-ATS resident artist. Her residency was a success as she was able to develop two bodies of work: one was a collection of bottles in honor of her mother, and the other was a War Rug. However, the War Rug did not turn out well and recently broke in half. Despite being already cracked, the rug finally split, causing it to be a failure. We discussed the possibility of using the Tiffany technique to make another version, which could have a better outcome. However, Jeanno was not a fan of the technique's aesthetic, and I agreed that it looked too stiff. We also agreed that soldering glass panels with the Tiffany technique would be an option to try. On the other hand, the bottle series was very successful (see Appendix II).

Berlin Glas e.V. AiR 2023

As a new format, we are going to pair artists with our team so that the Glassworks team will have an opportunity to be highlighted and people can see how skilled and fortunate we are to work with them! The 2023 AiRs were Jessica Jane Julius from Philadelphia,



Erica Rosenfeld from Brooklyn, and Viviane Stroede from Berlin Glas and they were in residence from July 17-21.

Jessica and Erica belong to Burnt Asphalt and received a grant from Tyler University to create a monograph about their work with some of the more popular recipes. Viviane Stroede spent the week in the hot-shop improving upon an exploration of mixed materials. She is very much into combining glass with metal and more recently, glass and stone.

Public Events, Exhibitions & Volunteering

- March 22 **Fundraiser for Earthquake Victims**
- May 13th **Open Studio Day** at the Berlin Glassworks Studio, part of Berlin Gallery Weekend at Monopol Berlin
- June 5-11 **Glass Art Society Annual Conference** in Detroit, Michigan
- July 15th **Public Demo** to celebrate the end of the Burnt Asphalt master class
- August 25th **BBQ Meet-Up for German Artists and the Glass Art Society**, Berlin Glassworks Studio
- September 13th **Public Demo** at the Berlin Glassworks Studio during Art Week
- December 14th **Public Demo** with Bard College of Art Students, part of their end of semester exhibition
- Creation of a trophy for the Museum of Islamic Art
- Creation of a trophy for the Berlin Christmas Film Festival

SUPPORT

- Bocci: Glassy Friday
- QM Lette Platz: New Kiez Mobil and Colouring Books
- Alexander Tutsek Stiftung: Master Class, Mould Making/ Mould Blowing workshops
- Ann Wolff Foundation – Alexander Tutsek Stiftung: Artist in Residency
- Bullseye Glass Co. (flat glass): Kiez Mobil, Multaka, University Classes
- Bomma Glass (cullet) – they have offered -10% on any orders made by Berlin Glas e.V.
- Berlin Glassworks GmbH

On December 9, 2023, Berlin Glas e.V. celebrated its 12th anniversary! We are soon going to be a teenaged studio and as it grows, it continues to flourish. We are all so thankful and look forward to the future!

Nadania Idriss
Founder & Managing Director

DAS
GROSSE

MR. KIEZ
&
WOODSTOCK
MALL
BUCH



BERLIN GLAS e.V.

The printing of this colouring book has been generously funded by Quartiersmanagement Letteplatz!

All illustrations have been made by Sadhbh Mowlds, with text written by some of the kids who have had workshops at the studio, and myself.

This colouring book is dedicated to everyone who has helped us build Berlin Glas, especially the team, to the kids who have brought smiles to the studio, and adults who are excited to learn.

Glass is a wonderful material to work with and the perfect medium to build community!

Nadania Idriss
Founder & Director



MR. KIEZ
UND
WOODSTOCK

BLOW

GLAS



WRITTEN BY SHAUNA PALMER


MR. KIEZ UND SEINE FREUNDE SIND AUF DEM WEG ZU KIDS BLOW GLAS!




JESSE STEHT VOR MR. KIEZ UND SEINEN FREUNDEN UND ERKLÄRT WIE MAN MIT GLAS ARBEITET.

HEY! ICH BIN JESSE UND ICH ZEIGE EUCH WIE MAN MIT GLAS ARBEITET. DAS IST 'R2D2' UND ER ERHITZT DAS GLAS AUF 1200°, DAMIT ES FLÜSSIG WIRD UND WIR DAMIT ARBEITEN KÖNNEN. WIR ARBEITEN MIT DER GLEICHEN TECHNIK WIE VOR 2000 JAHREN. UND MIT DIESER TECHNIK MACHEN WIR JETZT DEN BRIEFBESCHWERER.

ZUM SAMMELN VON GLAS BENUTZT MAN ENTWEDER DIE PFEIFE ODER EINE EINFACHE EISENSTANGE. FÜR DEN BRIEFBESCHWERER BRAUCHEN WIR DIE EINFACHE EISENSTANGE.



JESSE STEHT MIT EINEM EISEN VOR DEM OFEN



DER ERSTE SCHRITT IST MIT DEM EISEN GLAS AUS DEM OFEN ZU SAMMELN, IN DEM MAN DIE SPITZE DES EISENS IN DAS FLÜSSIGE GLAS HÄLT UND DREHT.

JESSE VOR DEM MARVER



SCHRITT ZWEI IST ES ZU FÄRBen, IN DEM WIR DAS GESAMMELTE GLAS IN VERSCHIEDEN FÄRBIGEN FÄRBKÖRNERN WENDEN UND ERNEUT KLARES GLAS DRÜBER SAMMELN

MARVER

JESSE AN DER WERKBANK




ALS NÄCHSTES MÜSSEN WIR DEN BRIEFBESCHWERER ABRUNDOEN, DAZU NEHMEN WIR DAS WULGERHOLZ, HALTEN ES AN DAS GLAS UND DREHEN, DANN MÄCHEN WIR MIT DEM JACKS EINE ABRUCHSTELLE UND LEGEN IHN IN DEN OFEN.

JACKS!


MR. KIEZ UND HIS FREUNDE SKIZZIEREN EINE VASE.




MR. KIEZ SAMMELT MIT DER PFEIFE GLAS AUS DEM OFEN.



WOODSTOCK KÜHLT DIE PFEIFE AB




MR. KIEZ PUSTET IN DIE PFEIFE




DREHEN!
DREHEN!
DREHEN!

WOODSTOCK HEIZT NACH



JESSE MR. KIEZ UND WOODSTOCK STEHEN UM DIE FERTIGE VASE.





MR. KIEZ

UND



WOODSTOCK

BEI

FUSING

CAFE

BERLIN GLAS.

WRITTEN BY EMIL CHITSEMBE.


MR. KIEZ UND WOODSTOCK SIND AUF DEM WEG ZU DEM FUSING CAFE!




SIE SITZEN AN EINEM LANGEN TISCH. JEDER BEKOMMT EINE DURCHSICHTIGE GLASPLATTE VON FRANZI. ES GIBT AUCH GLASPULVER, SCHUTZBRILLE, UND MUNDSCHUTZ FÜR JEDEN.



FRANZI ZEIGTE VERSCHIEDENE METHODEN GLAS ZU SCHNEIDEN:



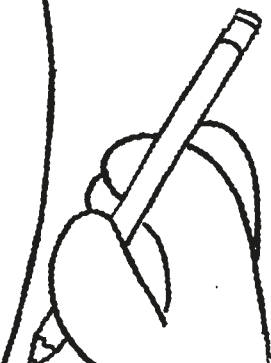
DAS IST DER GLASCHNEIDER UND DIE ZANGE. VORNE AM GLASCHNEIDER IST EIN KLEINES RAD DAS AUS DIAMANTEN BESTEHT. DIAMANT IST DAS EINZIGE MATERIAL HART GENUG UM GLAS ZUSCHNEIDEN.




HALTE DEN SCHNEIDER GERADE, DRUCK AUSÜBEN UND ZIEHEN. ACHE AUF DAS KRATZIGE GERÄUSCH!

GLAS!


JEDER DARF SEINE EIGENE PLATTE GESTALTEN. WIR SOLLEN EINE SKIZZE VON UNSERER IDEE MACHEN.




MR. KIEZ SUCHT SICH UNTERSCHIEDLICHE GLASPLATTEN. ER ORDNET UND KLEBET SIE AN.



WOODSTOCK HILFT MR. KIEZ DIE FARBEN AUSZUGUCHEN UND SCHNEIDET DAN JEDES STÜCK

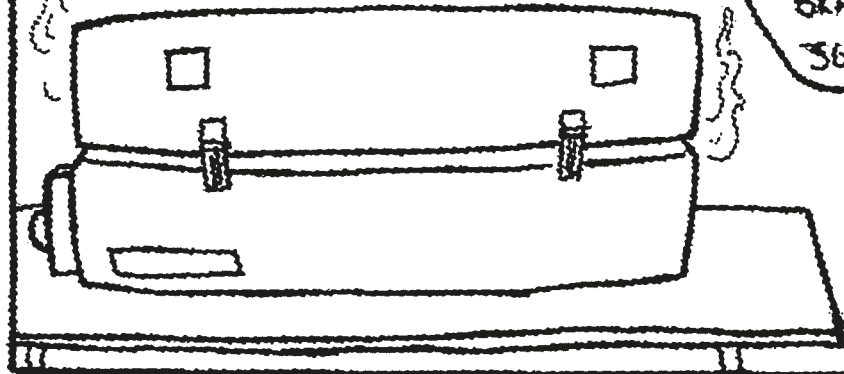


ALS MR. KIEZ FERTIG IST, LEGT ER SEINE GLASPLATTEN IN DEN OFEN.




FRANZI ERKLÄRT DAS...

DIE PLATTEN IM OFEN
GESCHMOLZEN WERDEN.
DER OFEN GEHT BIS 785
GRAD UND
BRAUCHT
36 STUNDEN



MR. KIEZ UND WOODSTOCK KOMMEN NACH 2 TAGE ZURÜCK, NACH BERLIN GLAS
UM DIE SCHÖNE GLASPLATTEN ABZUHOLEN!



MR. KIEZ + WOODSTOCK

MIT DEM

Kiez

Mobil



IM KW


MIT BERLIN GLAS

MR. KIEZ UND WOODSTOCK SIND MIT CHARLOTTE UND DEM KIEZ MOBIL AUF DEM WEG ZUM KW.

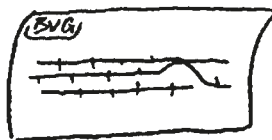
nönnholz

ICH BIN SO FROH, DASS IHR ZWEI HEUTE MEINE KLEINEN HELFER SEID

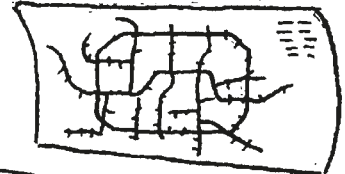
ICH BIN SEHR AUFGEREGT BEI SO EINEM COOLEN GLAS WORKSHOP MITZUMACHEN



MR. KIEZ WIRD SO NEUGIERIG, ER ÖFFNET DAS KIEZ MOBIL UND SCHAUT HINEIN...




LEINBURGER TOR




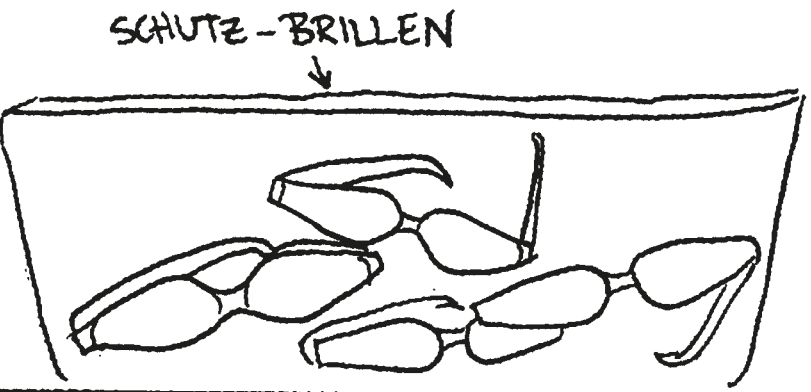
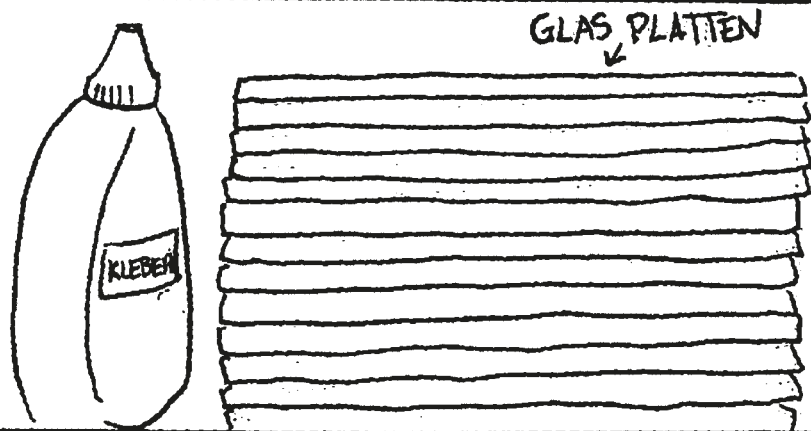



NATÜRLICH!

CHARLOTTE, ICH MÖCHTE SO DOLL WISSEN WAS DRIN IST... KÖNNEN WIR NACHSCHAUEN?!



UND DAS FINDEN SIE IM INNEREN:



SIE KOMMEN IM KW AN UND BEREITEN DEN WORKSHOP VOR.



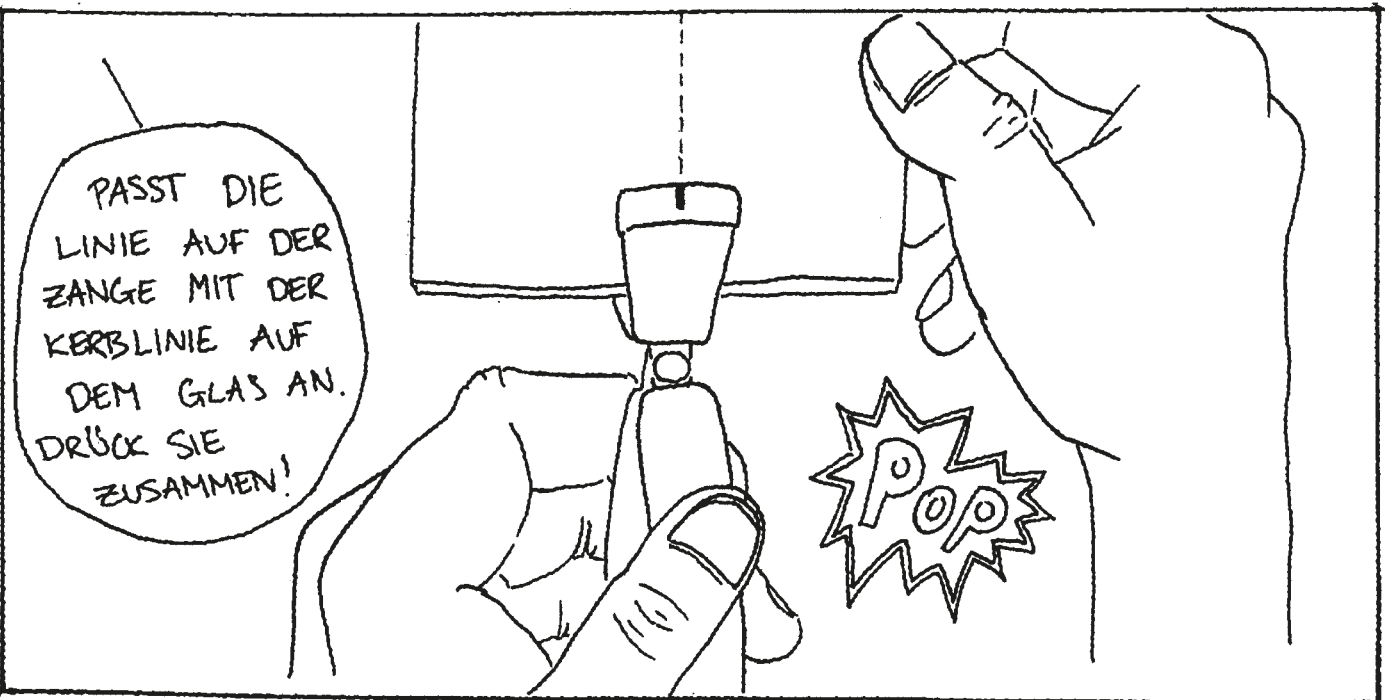

CHARLOTTE STELLT SICH UND IHRE FREUNDE VOR UND ERLÄRT WAS SIE HEUTE MACHEN WERDEN



CHARLOTTE UND MR. KIEZ ERKLÄREN DIE SCHRITTE:



CHARLOTTE ZEIGT VERSCHIEDENE METHODEN GLAS ZU SCHNEIDEN!






VERGESST NICHT EURE GLASSTÜCKE ZU KLEBEN,
DAMIT SIE SICH NICHT BEWEGEN WENN WIR SIE
ZURÜCK ZU BERLIN GLAS TRANSPORTIEREN!



CHARLOTTE ERKLÄRT DEN BRENNOFEN IN BERLIN GLAS!



← OFEN!




785°!
HEIß!!

DER OFEN IST
ELEKTRISCH UND ERREICHT
BIS ZU 785° ÜBERNACHT! WENN
WIR EURE PLATTEN HERAUSNEHMEN,
WERDEN SIE VOLLSTÄNDIG
VERSCHMOLZEN SEIN.



DAS TEAM PACKT ALLES ZURÜCK INS KIEZ MOBIL UND VERABSCHIEDET SICH.



MACH EUCH KEINE SORGEN! WIR SCHICKEN EUCH EURE FERTIGEN KUNSTWERKE, WENN SIE AUS DEN OFEN KOMMEN! DANKE FÜR EURE GASTFREUNDSCHAFT!

ICH HATTE SO VIEL SPAB!

Mr. Kiez

UND

Woodstock

LERNEN

COLD


WORKING



MR KIEZ UND WOODSTOCK GEHEN ZUR BERLIN GLASSWORKS, UM VIVI BEI DER KALTARBEIT ZU HELFEN. SIE HABEN NOCH KEINE KALTARBEIT DURCH GEFÜHRT UND SIND SEHR GESPANNT DARAUFG, ALLES DARÜBER ZU ERFAHREN




VIVI BEGRÜßT DIE BEIDEN, UND ERZÄHLT IHNEN EIN WENIG DARÜBER, WAS SIE HEUTE TUN WERDEN, DANN GIBT VIVI IHNEN EINEN RUNDGANG DURCH DEN COLD-SHOP UND ERKLÄRT JEDE MASCHINE UND WAS SIE KANN.



DAS FLAT-BED KANN DAS GLAS ZERMAHLEN UND DABEI HELFEN, ETWAS FLACH UND GLEICHMÄßIG ZU SCHEIFEN





DIE LATHE KANN FACETTEN IN GLAS SCHNEIDEN, POLIEREN UND IN EINIGEN FÄLLEN DAS GLAS GRAVIEREN. ES GIBT AUCH EINEN BOHRER UND EINIGE HANDWERKZEUGE, SONIE SILIKONCARBONAT UND IHR WERDET HEUTE LERNEN WIE MAN DAMIT ARBEITET!

ICH BIN MEGA AUFGEREGT ZU LERNEN!

WHOA HIER IST VIEL LOS!

VIVI FRAGT MR. KIEZ UND WOODSTOCK, OB SIE WISSEN, WELCHES MATERIAL GLAS DURCHSCHNEIDEN KANN?



RICHTIG, MR. KIEZ! DIE MEISTEN WERKZEUGE HIER SIND MIT DIAMANTEN GESINTERT, ABER WIR VERNENNEN AUCH BIMSTEIN UND SILIKON-CARBONAT, MIT DENEN WIR GLAS POLIEREN KÖNNEN.

NUN, DA WIR BEREITS GLAS-FUSING GEMACHT HABEN, WISSEN WIR, DASS DIAMANTEN GLAS SCHNEIDEN KANN?

LETZTE NACHT HABE ICH EIN BUCH ÜBER COLD-WORK GELESEN UND GELERNT, DASS WIR AUCH VIEL WASSER BRAUCHEN! ANDERNFALLS KANN DAS GLAS ZU HEIß WERDEN UND ZERBRECHEN.

AUSGEZEICHNET, WOODSTOCK! DESHALB HABEN WIR GUMMISTIEFEL UND BUNTE SCHÜRZEN FÜR EUCH!




MR. KIEZ UND WOODSTOCK VERBRINGEN DEN GRÖßTEN TEIL DES TAGES MIT BOHREN UND SCHNEIDEN



DANN POLIEREN SIE JEWEILS UM DIE RÄNDER DER LÖCHER, DIE SIE GEMACHT HABEN, UM SICHERZUSTELLEN, DASS JEDES GLEICH AUSSIEHT.

DAS DAUERT
ALLES SEHR LANGE,
ABER ES SIEHT
WUNDERSCHÖN
AUS!




JA, UND ICH HABE
GELESEN, DASS EINIGE
KÜNSTLER SICH NUR AUF
COLD-WORK SPEZIALISIERT
HABEN, EIN BISSCHEN
WIE HOMOR ODER HOLZ
ZU FORMEN!!

VIVI IST SEHR BEEINDRUCKT DAVON, WIE SCHNELL MR. KIEZ UND WOODSTOCK DIE COLD-WORK ERLERNT HABEN!

DANKE VIVI. ES HAT
UNGLAUBLICH VIEL SPASS
GEMACHT!

GROßBARTIGE
ARBEIT, LEUTE!



MR. KIEZ
UND
WOODSTOCK

MACHEN EIN


ANALOG

LIGHT



BERLIN GLAS

MR. KIEZ UND WOODSTOCK FREUEN SICH SEHR HEUTE MIT DER ARBEIT ZU STARTEN! PHILIPP WEBER HAT EINE NEUE LEUCHE ENTWORFEN UND DIE BEIDE SOLLEN EINE PROTOTYP MIT LUKE MACHEN.




ANALOG IST DAS NEUE PRODUKT VON BERLIN GLAS UND DIE ERSTE SERIE HEIßT "OF MOVEMENT AND MATERIAL". JEDER LEUCHTANHÄNGER REPRÄSENTIERT EINEN TANZ ZWISCHEN DEM GLASBLÄSER UND DEM MATERIAL.



OH! WIE COOL, ICH LIEBE TANZEN!






MR. KIEZ UND WOODSTOCK HABEN DIE BUBBLE VORBEREITET, DAMIT MR. KIEZ MIT DEM GLAS TANZEN KANN.

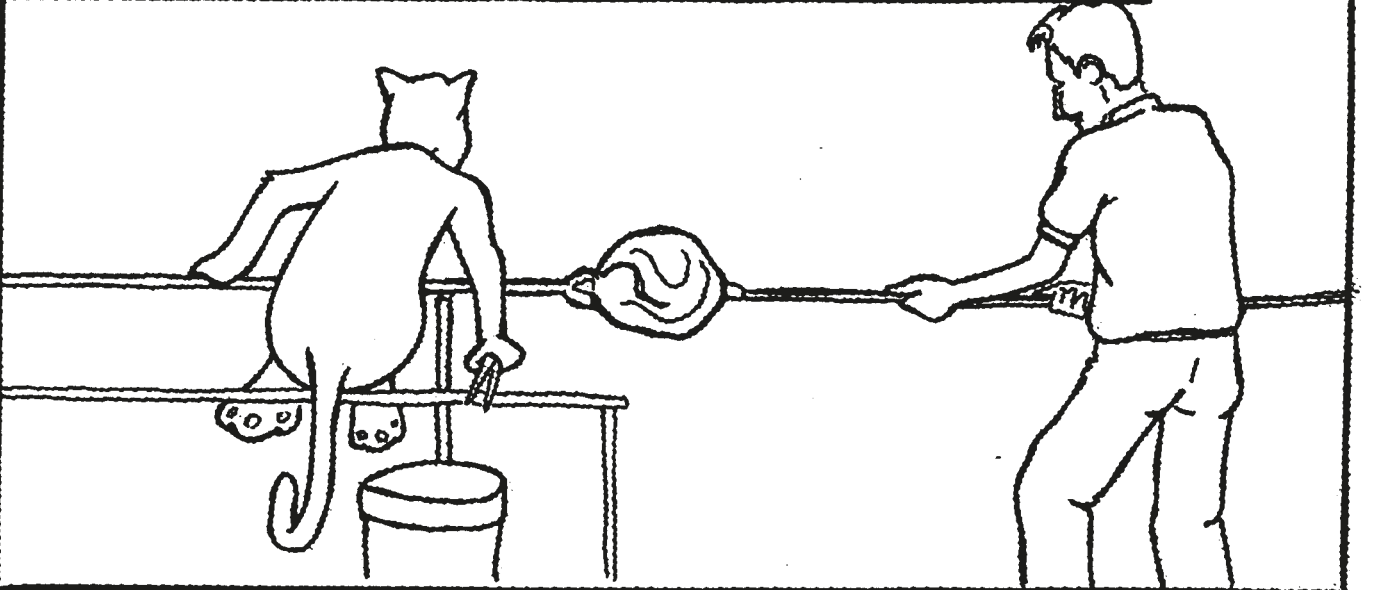
WENN DIE BUBBLE LANG IST, DREHT SIE SICH SELBST, WENN MR. KIEZ ANFÄNGT SEINE HÜFTEN ZU SCHWINGEN. ER WIRD DER BEWEGUNG DES GLASSES FOLGEN!



LUKE WARTET AM OFEN UND BEREITET DEN PUNTY VOR, WÄHREND FAX SEINEN COMPUTER EINRICHTET, DAMIT ER DIE BEWEGUNG VON MR. KIEZ MAPPEN KANN.



MR. KIEZ UND LUKE ÜBERTRAGEN DEN LEUCHTANHÄNGER AUF DEN PUNTY




MR. KIEZ UND WOODSTOCK SIND SO STOLZ DES ANALOG TEAM ZU SEIN!



WIE
GROBARTIG!



DAS HAT
SO VIE
SPAS
GEMACHT!





BERLIN GLAS e.V.

Provinzstrasse 42a
13409 Berlin

www.berlinglas.org

THE PLACE WHERE LOST THINGS GO

JEANNO GAUSSI, BERLIN 2023

Installation of 10 glass bottles, video, text and drawings



I was born in Afghanistan but grew up in India and Germany due to forced emigration, which posed cultural and familial challenges during my childhood.

In my art, I often create site-specific pieces exploring the concept of belonging. My experiences of being disconnected in new environments have allowed me to observe, seek, and establish connections. I apply the strategies and tools developed through the cultural transitions I encountered while growing up.

My latest project draws inspiration from my childhood memories in India, particularly in Delhi. One vivid memory is of the vibrant glass bangles creatively displayed in the bazaars of Old Delhi. Their sparkle, beauty, and fragility captivated me, especially as I watched women wearing them gracefully, despite their daily chores.

My mother, who also loved glass bangles, frequently wore them. I recall the gentle sound they made, bringing me comfort. Sadly, she passed away in October 2022, leaving behind a collection of bangles in various colors and designs.

In my installation, *The Place Where Lost Things Go*, I converted my mother's bangles into ten glass bottles, turning them from displaced objects into something new. In this phase, I crushed them into fine glass powder. During the process, I closely observed how the materials fused and reacted during the melting and glass-blowing process.

Each glass bottle will carry a note, resembling a message in a bottle, depicting a place through someone else's memory. These memories are shared by individuals who have departed from those places, keeping their locations undisclosed.

Additionally, I will use these descriptions to craft imaginary maps—a journey from memory to material, material to medium, medium to content, and content to image. I aim to create a narrative that connects personal and collective experiences, weaving together threads of memory and emotion.























Many heartfelt thanks to the entire team at Berlin Glas, as well as to the Ann Wolff Foundation and the Alexander Tutsek Stiftung, for this incredible opportunity and the invaluable learning experiences it has provided.